


# TOSHIBA

Leading Innovation >>>

## Premium **eco** Touch

Toshiba Airconditioning



# TOSHIBA

Leading Innovation >>>



For more details, please contact our sales office:

**Corporate & Registered Office:** Carrier Airconditioning & Refrigeration Ltd, Kherki Daula Post, Narsingpur, Gurgaon 122004, Tel: 0124-4825500  
**Sales Offices:-** Delhi/NCR: 0124 – 2706000 Ghaziabad: 0120-4183260 Lucknow: 0522-4158703 Chandigarh: 0172-5076756 Jaipur: 0141- 511 3999 Indore: 0731-6682009 Mumbai: 022-61700700 Ahmedabad: 079 – 44820431 Pune: 020-67045200 Kolkata 033 - 40524301/343 Chennai: 044-66448845 Bangalore: 080-43442000 Hyderabad: 040-41100222 Cochin: 0484-4029000/1 Bhubaneswar: 0413-2225853/2226676 Patna: 9693234520  
**CIN: U74999HR1992FLC036104/ Website: [www.toshiba-aircon.co.in/](http://www.toshiba-aircon.co.in/) E-mail: [info@toshiba-aircon.co.in](mailto:info@toshiba-aircon.co.in)**

**TOTALINE**




This catalogue provides certain general information and is intended for general guidance only and Carrier is not liable for any damage arising out of the use of the catalogue  
The Manufacturer reserves the right to change any product specification without prior notice  
All Proprietary Rights Reserved

March 2016

TOSHIBA  
**eco** style

**TOSHIBA**  
Leading Innovation >>>



# Toshiba Airconditioning, we care about Better Air...



Our products comply with RoHS Regulations, ensuring no restricted substances in each of the components.



With the fast increasing waste stream, we aim to minimize the impact of electronic goods on the environment. Such inspiration helps us to limit the quantity of waste stream infiltrating into the final disposal by applying the recyclable plastics.



Non-flammable & non-ozone depletion, use of R410A refrigerant which is confirmed to be non-ozone depleting, non-fammable and non-toxic.

## Technologies & Useful Features



FIXED SPEED

S3KS

S3KPS

### Filters

Toshiba IAQ  
Active Carbon Catechin  
Pre-filter

	●	●
	●	●

### Features

Self Cleaning  
One Touch My Comfort  
Comfort Sleep  
Hi-Power  
Eco-Logic  
Comfort-Smart Airflow  
Preset  
Automatic restart  
Real time on-off  
Fan Speed (Powerful & Precise)  
Quiet  
Wired connectable remote controller  
Off timer (0.5, 1, 1.5,... 12hrs.)


	●	●
		●
		●
	●	●
	●	●
	●	●
		●
		●
	●	●
		●
	●	●



# TOSHIBA

Leading Innovation >>>

Technology for health through >>>



## Toshiba IAQ filter >>>

Toshiba IAQ's technology is able to seriously inhibit the reproductive ability of **harmful bacteria and viruses such as H5N1 Avian Influenza**. With Toshiba IAQ, your family can breathe easy and your house will look like as if it has been spring cleaned.



## Anti Bacteria and Anti Virus >>>



**Anti bacteria\*** : destroys up to 99.9% of bacteria

**Deodorizing power** : Absorbs and decomposes smoke, ammonia, volatile organics, food smells and bad odors

**Prevent mould formation:** Inhibits the formation of mould and fungi



**Anti virus\*\*** : Avian Influenza virus (H5N1)

\* Improve air hygiene by reducing the amount of bacteria and viruses. However, does not guarantee a sterilized room or protection against infection after using the filter.

\* Korea Apparel Testing & Research Institute, BS05-00001771  
\*\*Betagro Science Center Co., Ltd., 900017366



## Basic Deodorization and Air Cleaning >>>

Filter absorption depends on many factors e.g. acid (base conditions), closed or open environment, concentration degree of smell, material sources of smell and concentration degree of activated carbon.

## Easy Cleaning >>>



All you need to do is simply washing out the dirt with running water to clean the filter. Always keep your air clean, fresh with simple and easy care.



## Self Cleaning Function >>>

This function is designed to reduce the humidity that causes mould to form inside an air-conditioning unit.

## It simply refreshes you in a natural way.

When you turn off your air conditioner, an internal fan automatically activates to dry out the coil. This removes the moisture, which causes mould to form.

### Normal Operation

Moisture stays trapped inside during operation.



### COOL AIR-FLOW

### Self-Cleaning Function



20 minutes of fan operation after shut down dries the moist air and helps reduce mould formation.




### NATURAL AIR-FLOW

## Pre - Filter with high performance filter

Toshiba's high performance filter blocks out dust, thus you can ensure your room is kept fresh and clean.

Pre-Filter



### Preset

Store your desired settings and activate them at the touch of a button.

### Comfort Sleep

With Toshiba's convenience feature, when you activate the Comfort Sleep button, your air-conditioning system will compensate for naturally lower night air temperatures so you can sleep in complete comfort.

### Quiet

Silence is Bliss. Home is your sanctuary, no other places on earth deserve more serenity. Enjoy your favorite activities at home... reading favorite book while drinking a cup of warm tea... Just press the Quiet button on your Toshiba remote control, the unit operates 3 dB(A) Quieter with a super low fan speed.

### Real time on-off

We design Real time on-off feature, which can set on and off times or program a setting to repeat every 24 hours.

### One Touch My Comfort

Toshiba has assessed user preferences in your region of the world to ensure that your needs can be fully catered for. The One touch My Comfort features customized temperature and airflow settings, which will deliver you ultimate comfort with one simple push of the button.

## Fan Speed (Powerful & Precise)

Toshiba air conditioners have 7 fan-speed settings, including Quiet and Hi-Power modes. Choose from a gentle airflow right up to the full cooling or heating of Hi-Power mode, which provides up to 0.34 m<sup>3</sup>/s fresh air instantly.

\*Applicable to 24k.

## Hi-Power

Hi Power mode makes your room cool faster yet quiet when operating. When you come home on the hot day, just press on the "Hi-POWER" button. Toshiba's extra airflow rapidly deliver extra cooling throughout the room without making undesired noise.

## Comfort-Smart Airflow

Toshiba air conditioner is efficiently designed with 11\* louver positions to give you more flexibility with smooth, seamless airflow. With 11\* louver settings, Toshiba air conditioners allow you to adjust the airflow precisely to the position that gives you the greatest comfort. Alternatively, use the swing feature to distribute air evenly throughout the room.

\*Applicable to 13k.

## Eco-Logic

Achieve energy-savings of up to 25% compared with standard setting without sacrificing comfort.

**Cooling only** { The temperature is raised by 1°C after 1 hour and another degree after 2 hours, which will be maintained until switching off.

**Heat pump** { The temperature is lowered by 1°C after 1 hour and another degree after 2 hours, which will be maintained until switching off.

## Wired connectable remote controller >>>


- Solution to operate air conditioner under one of safety requirement where wireless signal is prohibited to avoid radio signal interference.
- Customer can decide the remote controller is either wired or wireless at their own.
- Basic functionality and features of wired controller are the same as wireless controller.
- No more unnecessary expense from loss of remote controller, Ideal for use in both residential and commercial applications such as hospitals, hotels, schools and office buildings.



WC-TA02NE


## NICE & EASY Remote controller >>> Functionality compact that fits to any demand.

- Compact design with Simple 3 control buttons for ease of use & Customisable function buttons

 **Swing & Fix Louver**  
Select your preferred airflow distribution: "Fix" to choose any on of the 12 louver positions or "Swing" to automatically move between all positions.


 **Hi POWER**  
Select "Hi POWER" for extra airflow intensity that will cool you down much faster than standard operation.


**OFF Timer**  
Toshiba remote control provides a very convenient automatic stop operation, programmable for 0.5, 1.0, 1.5, ..., 9, 10, 11, 12 hours.



WC-UA02NE

 **5-Selectable Fan Speeds plus Auto**  
Choose your desired airflow from the five fan speeds or select the Auto Fan Speed mode and let the air conditioner select for you.

 **ECO**  
Achieve energy-savings of up to 25% compared with standard settings without sacrificing comfort.



Specifications

Power supply	V/Ph/Hz
Cooling capacity	kW
Power Consumption	kW
EER	W/W
Star Rating	

Indoor unit

Air Flow (hi)	CMH (m³/s)
Dehumidifying capacity	l/h
Sound pressure level (hi/lo)	dB(A)
Dimensions (h x w x d)	cm
	m
Weight	kg

Outdoor unit

Sound pressure level (hi)	dB(A)
Operating range	°C
Dimensions (h x w x d)	cm
Weight	kg
Flare connections (Liquid-Gas)	cm
Maximum pipe length	m
Maximum height difference	m
Chargeless pipe length	m

Filters

Active Carbn Catechin	
Pre-filter	

Features

Self cleaning	
Hi-Power	
Eco-Logic	
Comfort-Smart Airflow	
Fan Speed (Powerful&Precise)	
Off timer (0.5, 1, 1.5... 12hrs.)	

RAS-13S3KS-IN	RAS-18S3KS-IN	RAS-24S3KS-IN
RAS-13S3AS-IN	RAS-18S3AS-IN	RAS-24S3AS-IN

230V/1/50	230V/1/50	230V/1/50
3.60	5.10	6.50
1.12	1.64	2.10
3.21	3.11	3.10
3	3	3

620 (0.17)	1100 (0.31)	1250 (0.35)
2.0	2.0	2.7
42/31	48/33	53/40
27.5 x 79 x 22.5	32 x 105 x 24.3	32 x 105 x 24.3
0.27 x 0.79 x 0.23	0.32 x 1.05 x 0.24	0.32 x 1.05 x 0.24
10	14	13

50	52	56
21~46	21~46	21~46
55 x 78 x 29	55 x 78 x 29	55 x 78 x 29
31	38	45
0.64 - 1.27	0.64 - 1.27	0.64 - 1.59
15	20	25
6	8	10
15	15	15



Specifications

Power supply	V/Ph/Hz
Cooling capacity	kW
Power Consumption	kW
EER	W/W
Star Rating	

Indoor unit

Air Flow (hi)	CMH (m³/s)
Dehumidifying capacity	l/h
Sound pressure level (hi/lo)	dB(A)
Dimensions (h x w x d)	cm
	m
Weight	kg

Outdoor unit

Sound pressure level (hi)	dB(A)
Operating range	°C
Dimensions (h x w x d)	cm
Weight	kg
Flare connections (Liquid-Gas)	cm
Maximum pipe length	m
Maximum height difference	m
Chargeless pipe length	m

Filters

Toshiba IAQ	
Pre-filter	

Features

Self cleaning	
One touch my comfort	
Comfort Sleep	
Hi-Power	
Eco-Logic	
Comfort-Smart Airflow	
Preset	
Automatic restart	
Real time on-off	
Fan Speed (Powerful&Precise)	
Quiet	
Wired connectable remote controller	

RAS-13S3KPS-IN	RAS-18S3KPS-IN	RAS-25S3KPS-IN
RAS-13S3APS-IN	RAS-18S3APS-IN	RAS-25S3APS-IN

230V/1/50	230V/1/50	230V/1/50
3.60	5.10	6.70
1.02	1.44	1.88
3.53	3.54	3.56
5	5	5

600 (0.17)	1100 (0.31)	1240 (0.34)
2.0	2.0	2.7
42/31	48/33	53/40
27.5 x 79 x 21.7	32 x 105 x 22.9	32 x 105 x 22.9
0.28 x 0.79 x 0.22	0.32 x 1.05 x 0.23	0.32 x 1.05 x 0.23
10	13	13

50	56	56
21~46	21~46	21~46
55 x 78 x 29	55 x 78 x 29	89 x 90 x 32
34	37	53
0.64 - 1.27	0.64 - 1.27	0.64 - 1.59
15	20	25
6	8	10
15	15	15



Rated conditions Cooling : Indoor air temperature 27°C DB / 19°C WB, Outdoor air temperature 35°C DB

Rated conditions Cooling : Indoor air temperature 27°C DB / 19°C WB, Outdoor air temperature 35°C DB

